

Glycosphere-PCOg

The anti-aging power of plant polyphenols

Procyanidolic Oligomers (PCO)

PCOs are natural anti-oxidants and free radical scavengers, extracted from many plants. The most common sources are grape seed and pine tree bark. These polyphenols have proved to be excellent free-radical scavengers, with much higher activity than Vitamin E and Vitamin C. PCOs can be used with benefit in skin care products to promote bio-synthesis, maintenance and repair of collagen, and to increase the smoothness and strength of the dermis.

However, PCOs are unstable in cosmetic formulations and under irradiation, rapidly losing their activity and discoloring emulsions they are added to.

Glycospheres-PCOg

Glycospheres are submicron delivery systems. They can entrap PCOs within their hydrophilic inner core, separating them from the constituents of the formulas and protecting them from degradation. PCOs keep their free-radical scavenging activity after entrapment, making Glycospheres-PCOg the ideal system to bring the power of these plant polyphenols into skin care formulas.

In vitro test 1 - DPPH test:

2,2-diphenyl-1-picrylhydrazyl (DPPH*, a stable free radical) in-vitro test has been used to show the capacity of PCO to scavenge free radicals. In this test, we compared the anti-free radical activity of grape PCO, either in solution or entrapped in Glycospheres with α -tocopherol (Vitamin E) by measuring the concentration (EC50) in antioxidant necessary to modify 50% of DPPH (note: the results below are expressed as 1/EC50)

- PCO in solution:	467
- Glycospheres-PCOg:	513
- α -tocopherol:	154

This test shows that PCOs are much more potent free-radical scavengers than Vitamin E and, while Glycospheres protect PCOs from degradation, they do not modify their activity.

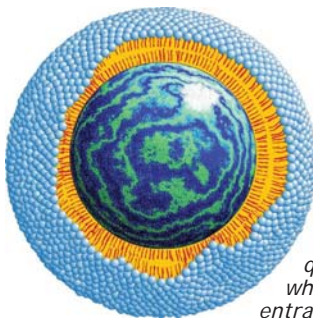
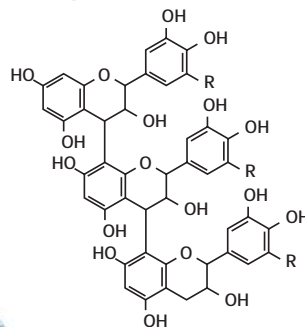
In vitro test 2 - NBT test:

We used Nitroblue Tetrazolium (NBT) in vitro test to demonstrate the ability of PCOs to inhibit the formation of the superoxide radical ($O_2^{\cdot-}$), generated by UV light during the test (note: the results below are expressed as relative activity compared to PCO in solution).

- PCO in solution:	100
- Glycospheres-PCOg:	147
- α -tocopherol:	-27

While Vitamin E is not active in the conditions of our test, PCOs show a very high level of activity. However, PCOs are not stable under UV light: a solution of PCO has a much lower activity than Glycospheres-PCOg, which remain stable during the test.

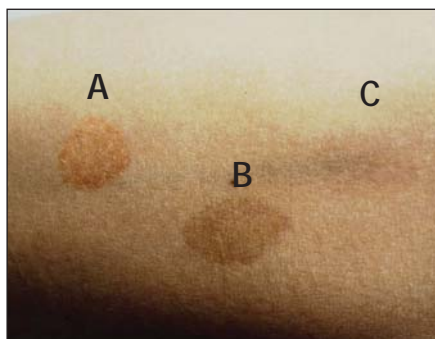
Procyanidolic oligomers:
chemical structure of a trimer



Glycospheres are based on a stable inner core, made of a network of cross-linked starch. This polysaccharide has been modified with a quaternary ammonium, which allows it to bind and entrap poly-anions like PCOs. The core is surrounded by lipid layers which helps protecting the entrapped molecules.

INCI name :

Water (And) Palmitoyl Hydroxypropyltrimonium Amylopectin / Glycerin Crosspolymer (And) Grape (Vitis Vinifera) Seed Extract (And) Hydrogenated Lecithin (And) Propylparaben (And) Methylparaben (And) Ethylparaben (And) Butylparaben (And) Phenoxyethanol



In vivo Dithranol test: when applied to the skin, Dithranol generates free-radicals, which create an erythema (A). If the skin has been protected with a solution of PCOs, the erythema is reduced (B). Application of a suspension of Glycospheres-PCOg instead of the solution almost eliminates the erythema (C).

Applications

- Gs-PCOg are used as free-radical scavengers in anti-aging or anti-inflammatory products, hair care, anti-dark circle eye cream or whitening formulas
- Gs-PCOg is best formulated by replacing part of the water in the formula by the Glycosphere suspension
- Recommended use level is between 1 and 5%



KOBO

Kobo Products, Inc.
3474 So. Clinton Ave.
So. Plainfield, NJ 07080
USA
tel +1 (908) 757-0033
fax +1 (908) 757-0905

Kobo Products, SAS
Rue Buissonniere, BP 67660
31676 Labege Cedex
France
tel +33 (0)5.62.88.77.40
fax +33 (0)5.62.88.77.49